



# PHOTOELECTRIC DETECTORS

- NR60QS Outdoor 60m (200ft.)
- NR110QS Outdoor 110m (360ft.)
- NR160QS Outdoor 160m (530ft.)

## ATSUMI Advanced Security Technology *For Our Future*

### ULTIMATE RELIABILITY AND EASY INSTALLATION

The ATSUMI NR-QS quad photoelectric detectors are designed to pursue ultimate reliability in harsh environments.

The NR-QS series will be an ideal solution for users looking for highly reliable and easy-to-install detector for perimeter protection.



**LED Level Meter for Beam Alignment**  
Three LEDs on the receiver act as a Level Meter to visually display the beam reception level. Each LED flashes and then turns off in order as the detector is aligned. This user-friendly feature allows anyone to perform quick alignment.



# PHOTOELECTRIC DETECTORS NR60QS / NR110QS / NR160QS

## Features

### Quad Beam Detection

Four (4) synchronized pulsed infrared beams ensure ultimate stability in any applications. False alarms due to falling leaves and small animals are virtually eliminated.



### EDC(Environmental Discrimination Circuit)

Beam reception level is severely dropped in heavy fog, snow and rain, often causing unwanted alarm activations.

In case of such conditions, environmental trouble signal is sent to the controller to distinguish from intrusion. EDC gives additional stability in harsh environments.

### Beam Power Control

This unique feature controls the volume of beam transmission level according to the installed range. The unit transmits only the optimal beam energy required for each application, preventing reflection on nearby walls and cross talk with other detectors.

### 100 Times Sensitivity Allowance

Stable operation is maintained even if 99% of beam energy is lost by fog, snow or rain.

### IP Rating: 54

Protection from rain, dust and insects.

### Alignment Check Terminals

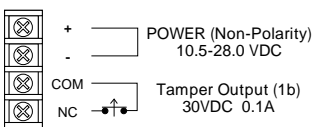
For fine beam alignment with voltmeter

### Beam Interruption Time

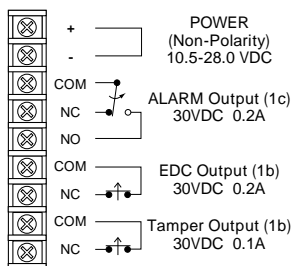
50-500msec (adjustable)

## Terminals

### RECEIVER

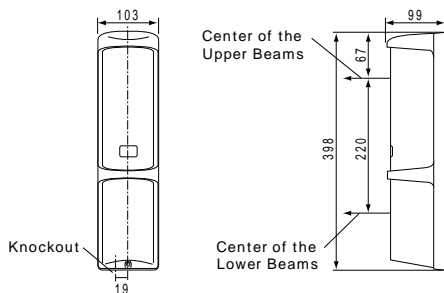


### TRANSMITTER



## Dimensions

inch/mm




## Specifications

Description	Photoelectric Detector		
Model	NR60QS	NR110QS	NR160QS
Detection Range	60m	110m	160m
Power Supply	10.5-28.0VDC		
Current Draw	120mA max	135mA max	160mA max
Operating Temp. & Humidity	-25 to +60 , RH95% or less, non-condensing		
Storage Temp. & Humidity	-30 to +70 , RH95% or less, non-condensing		
Output	Alarm	From 1c relay rated at 0.2A@30VDC, 3seconds	
	EDC	From 1b relay rated at 0.2A@30VDC, 3seconds	
	Tamper	From 1b relay rated at 0.2A@30VDC NC contact opens when beam cover is opened.	
Interruption Time	50-500msec		
Optical Module	Adjustable ± 90 ° horizontally, ± 10 ° vertically		
Beam Power Control	Equipped		
Mounting	Outdoors		
Weight	Transmitter: 1.2kg, Receiver: 1.2kg		
Color	Black		

## Optional Accessories

### BP-1

Metal Pole (2pcs.)  
H:3' 1"(950mm),  
D:1 3/4"(43mm)



### BH24C

Heater(2pcs)  
For use in cold and frosty environment.

### BP-2

Metal Pole (2pcs.)  
H:3'11"(1200mm),  
D:1 3/4"(43mm)



### PC1A

Pole Cover  
For aesthetically pleasing installation

### BP-3

Wall Mount Pole (2pcs.)  
H:16 9/16"(420mm),  
D:1 3/4"(43mm)



### PC3A

Back-to-back Enclosure  
For aesthetically pleasing installation



Teléfono: 7199811 / 7119327

Celular: 999 976 999 / 985 272 098

E-mail: ventas.3@hogarinteligenteperu.com

Web: www.HogarInteligentePeru.com

**ATSUMI ELECTRIC CO., LTD.**

4-2-2 Shin-Miyakoda, Hamamatsu, Shizuoka 431-2103 Japan

Phone:+81-53-428-4116 Fax:+81-53-428-4119

Website: <http://www.atsumielectric.com>